REV.	ECN.NO.	MODIFY.CONTENT	DATE
A		NEW	2012/10/29

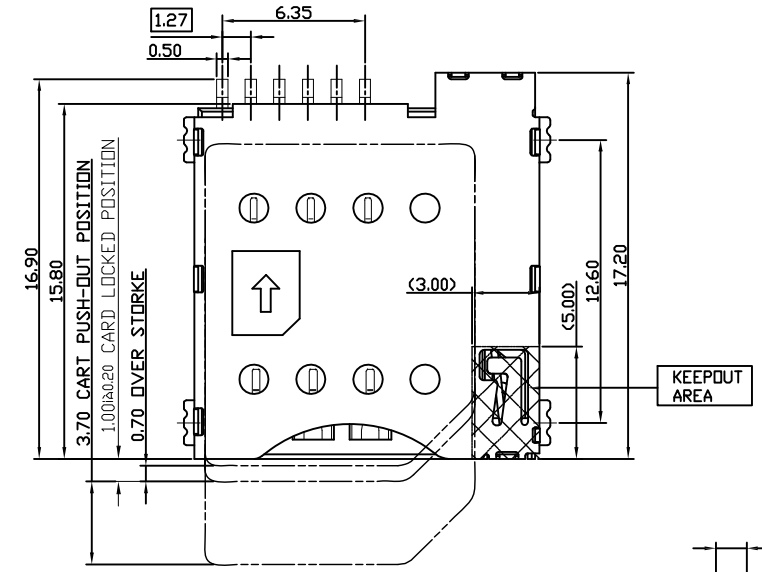

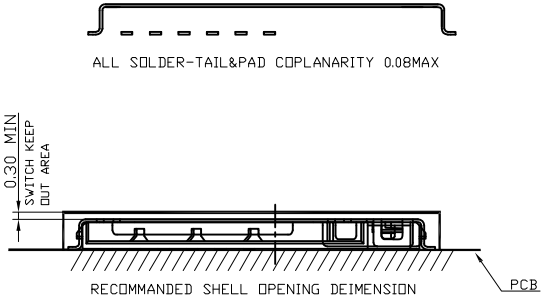

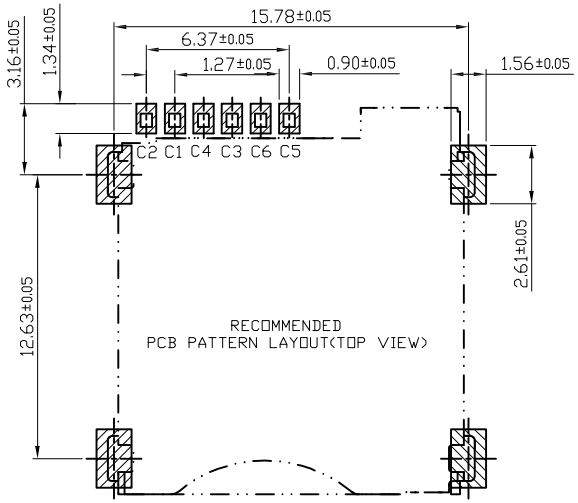

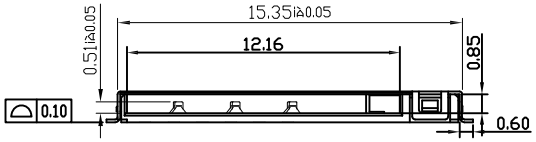

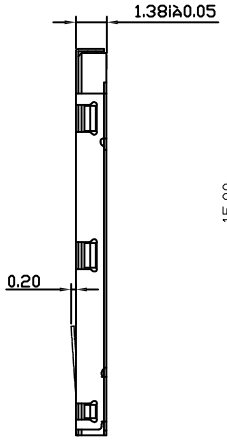

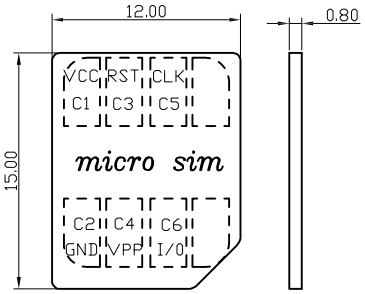

NOTES:

1. ELECTRICAL CHARACTERISTICS:
   - 1-1. CURRENT RATING: 0.5 Amp. MAX.
   - 1-2. VOLTAGE: 100V DC. MAX.
   - 1-3. LOW LEVEL CONTACT RESISTANCE: 100 mOhms MAX. INITIALLY.
   - 1-4. DIELECTRIC WITHSTANDING VOLTAGE: 500V AC MIN. FOR 1 MINUTE.
   - 1-5. INSULATION RESISTANCE: (INITIAL) 1000MOhms MIN., (FINAL) 100MOhms MIN. BY APPLYING 500V DC ON MATED AND UNMATED CONNECTORS THROUGH MIL-STD-202, METHOD 302.
2. MECHANICAL CHARACTERISTICS:
   - 2-1. DURABILITY: 5000 CYCLES.
   - 2-2. OPERATING TEMP. RANGE: -25°C TO 85°C. [INCLUDING TERMINAL TEMP. RISE]
   - 2-3. STORAGE TEMP.: -40°C TO 85°C.
3. DIMENSIONS MARKED ▽ ARE MAJOR CHECKED DIMENSIONS.
4. HARMFUL MATERIAL CONTROL PLEASE FOLLOW DOC. NO. "EPI12".
5. QUANTITY OF PRODUCTS: 1400PCS/REEL

PART NUMBER INFORMATION :

ASMFSXXXX01BRXXX

- SERIES CODE
- SIM CARD CONN
- Female
- SMT TYPE
- Product appearance
- FOLLOW NUMBER
- Manner of packing: REEL
- Color: Black
- PLATING SEE TABLE

NO.	PART NAME	Q'TY	DESCRIPTION	NOTE
6	TERMINAL	6	COPPER ALLOY	GOLD PLATING
5	HOUSING	1	THERMAL PLASTIC	
4	SLIDER	1	THERMAL PLASTIC	
3	SPRING	1	SUS	
2	CAM FOLLOWER	1	SUS	
1	SHELL	1	SUS	Ni PLATING

GENERAL TOLERANCE		DWG NO.	LZA0529-001	APPD:	WIND	Scale	1:1
X.±0.45	x.°±5°	Title	1.35H 6PIN PUSH MICRO SIM CARD CONNECIOR	CHKD:		UNIT	mm
.X±0.35	.x°±2°			DR:			
.XX±0.25	.xx°±1°	Part NO.	ASMFS135S01BR054	Date	2013/10/29		
.XXX±0.15	.xxx°±0.5°		东莞市涪程电子科技有限公司				
SHEET	1/1						