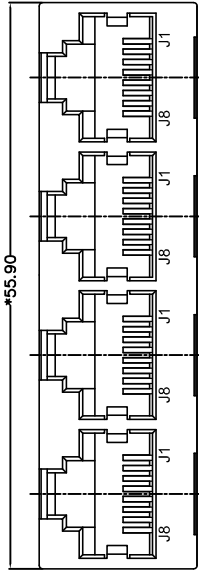
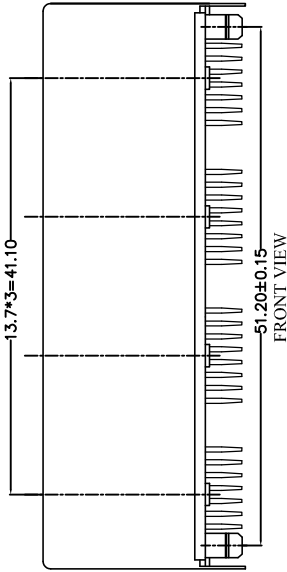


REACH & RoHS  
COMPLIANT

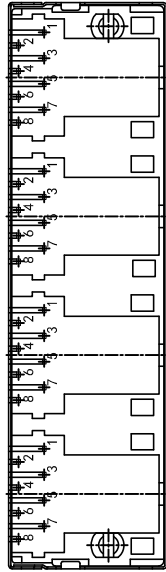
REV.	ECN / DESCRIPTION	BY	DATE
A0	NEW	MQ,QU	2018.05.31



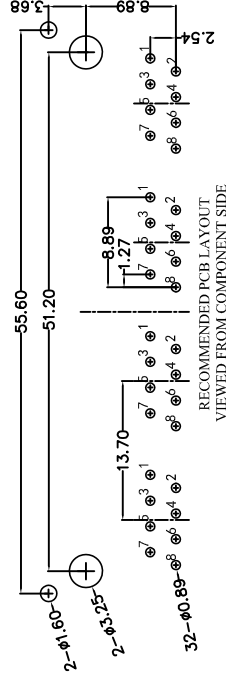
TOP VIEW



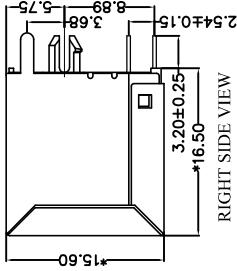
FRONT VIEW



BOTTOM VIEW



RECOMMENDED PCB LAYOUT  
VIEWED FROM COMPONENT SIDE



RIGHT SIDE VIEW

**MATERIAL:**

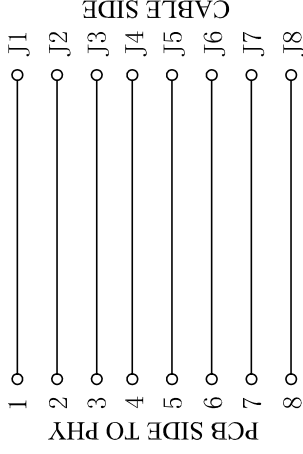
HOUSING: PBT, UL94V-0, BLACK.  
TERMINAL: PHOSPHOR BRONZE Ø=0.46MM, 0.6U" GOLD PLATING.  
SHIELD: C2680, T=0.20MM, 20 MIN NICKEL PLATING  
ON ALL AREA.

**MACHANICAL:**

DURABILITY: 750 CYCLES MIN, 12.5MM/MINUTE.  
INSERTION FORCE: 2.2KG.F MAX.  
RETENTION STRENGTH : 7.7KG.F BETWEEN JACK AND PLUG.  
OPERATING TEMPERATURE: -40°C~+85°C.  
STORAGE TEMPERATURE: -40°C~+85°C.  
ALL CRITICAL DIMENSIONS WITH <sup>H</sup>\*M

**ELECTRICAL:**

VOLTAGE: 125 VOLTS AC.  
CURRENT RATING : 1.5AMP.  
DIELECTRIC STRENGTH: 1000 VAC RMS 50HZ OR 60HZ, 1MIN.  
INSULATION RESISTANCE: 500 MEGA OHMS MIN, INITIAL  
AFTER 500V DC FOR 1 MINUTE.  
CONTACT RESISTANCE: SINGLE TERMINAL 30 MILLIOHMS MAX.  
INITIAL 50 MILLIOHMS MAX. AFTER  
DURABILITY TEST.



<b>TITLE:</b> 180° TAB-UP 1*4	<b>SIZE</b> A4	<b>UNITS</b> MM[INCH]	<b>GENERAL TOLERANCES</b> UNLESS SPECIFIED	<b>APPROVED BY:</b> JP.Gong
<b>PART NO.:</b> FC-5224S14NL	<b>SACLE</b> 1:1	<b>REV</b> A0	x±0.35 .x°±3.0°	<b>CHECKED BY:</b> TW.Xu
<b>REMARK:</b>	<b>SHEET</b> 1/1		.x±0.30 .x°±2.0°	<b>DESIGND BY:</b> MQ.Qu
			.xx±0.25 .xxx°±1.5°	
			.xxx±0.10 .xxx°±1.0°	

东莞市浚程电子科技有限公司  
DONG GUAN FU CHENG ELECTRONIC TECHNOLOGY Co., LTD