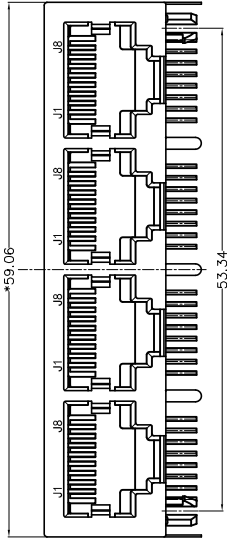
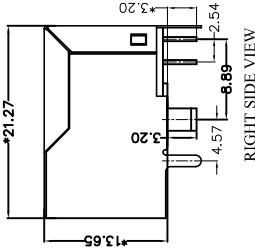


REACH & RoHS
COMPLIANT

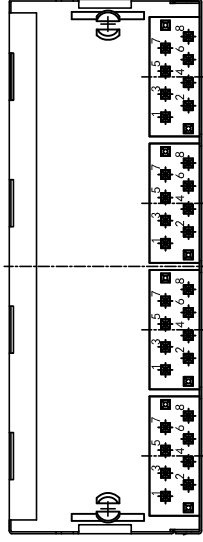
REV.	ECN / DESCRIPTION	BY	DATE
A0	NEW	MQ,QU	2018.03.07



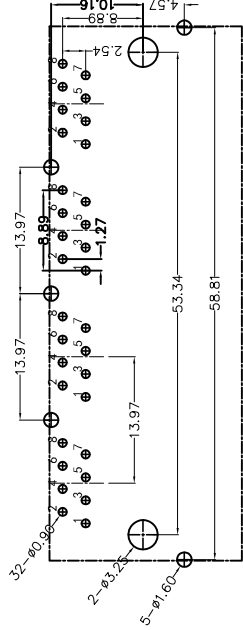
FRONT VIEW



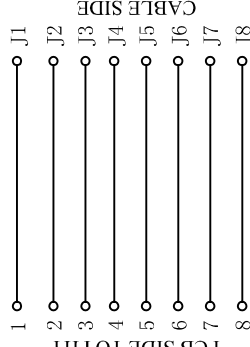
RIGHT SIDE VIEW



BOTTOM VIEW



RECOMMENDED PCB LAYOUT
VIEWED FROM COMPONENT SIDE



MATERIAL:
HOUSING: PBT, UL94V-0, BLACK.
TERMINAL: PHOSPHOR BRONZE Ø=0.46MM, 0.61" GOLD PLATING.
SHIELD: C2680, T=0.20MM, 20 MIN NICKEL PLATING
ON ALL AREA.

MACHANICAL:
DURABILITY: 750 CYCLES MIN, 12.5MM/MINUTE.
INSERTION FORCE: 2.2KG.F MAX.
RETENTION STRENGTH: 7.7KG.F BETWEEN JACK AND PLUG.
OPERATING TEMPERATURE: -40°C ~ +85°C.
STORAGE TEMPERATURE: -40°C ~ +85°C.
ALL CRITICAL DIMENSIONS WITH "HKT".

ELECTRICAL:
VOLTAGE: 125 VOLTS AC.
CURRENT RATING: 1.5AMP.
DIELECTRIC STRENGTH: 1000 VAC RMS 50HZ OR 60HZ, 1MIN.
INSULATION RESISTANCE: 500 MEGA OHMS MIN. INITIAL
AFTER 500V DC FOR 1 MINUTE.
CONTACT RESISTANCE: SINGLE TERMINAL 30 MILLIOHMS MAX.
INITIAL 50 MILLIOHMS MAX. AFTER
DURABILITY TEST.

TITLE:
RJ45 5921 1*4

PART NO.:
FC-5921S14F457NL

REMARK:

GENERAL TOLERANCES UNLESS SPECIFIED	APPROVED BY: JP.Gong
X±0.35	CHECKED BY: TW.Xu
.X±0.30	DESIGN BY: MQ.Qu
.XX±0.25	
.XXX±1.0°	

UNITS MM[INCH]	SIZE A4	SACLE 1:1	SHEET 1/1	REVISION	REV A0
-----------------------	----------------	------------------	------------------	-----------------	---------------

UNITS MM[INCH]	SIZE A4	SACLE 1:1	SHEET 1/1	REVISION	REV A0
-----------------------	----------------	------------------	------------------	-----------------	---------------

UNITS MM[INCH]	SIZE A4	SACLE 1:1	SHEET 1/1	REVISION	REV A0
-----------------------	----------------	------------------	------------------	-----------------	---------------

UNITS MM[INCH]	SIZE A4	SACLE 1:1	SHEET 1/1	REVISION	REV A0
-----------------------	----------------	------------------	------------------	-----------------	---------------