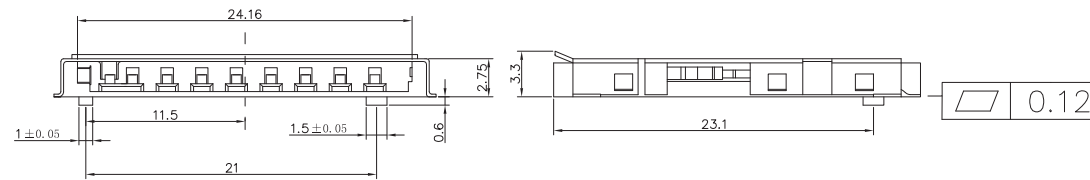
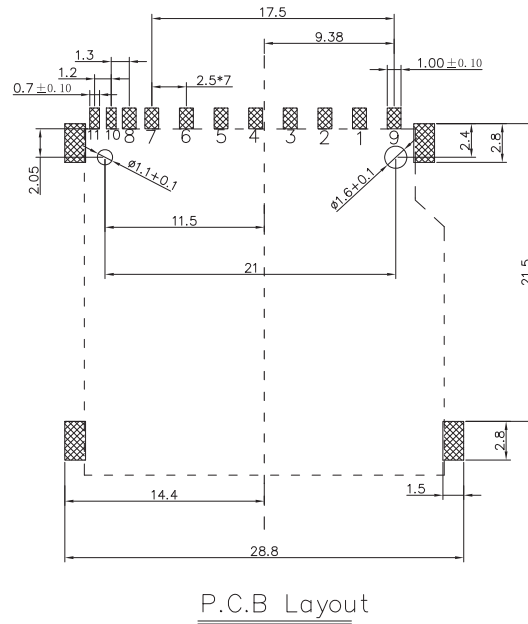
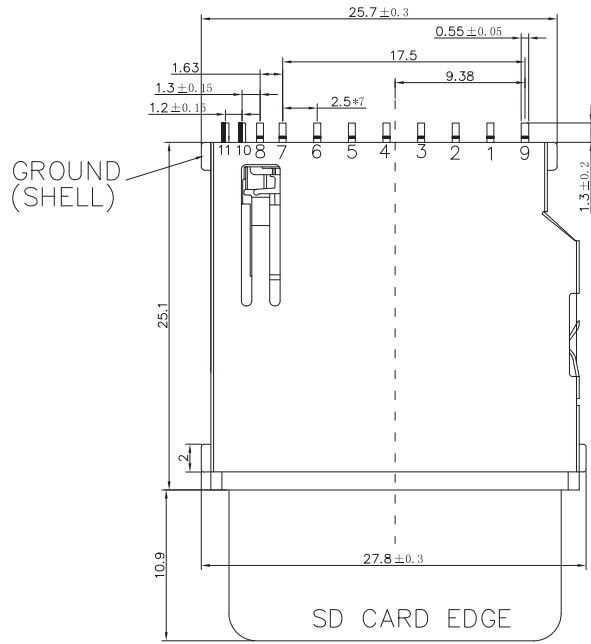


SD CARD PIN DESIGN



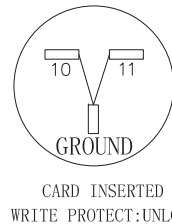
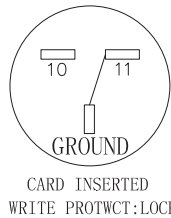
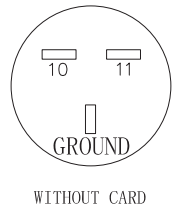
11--WRITE PROTECT PIN
 10--CARD DETECT PIN
 GROUND (SHELL)--COMMON PIN

Pin NO.	Name	Description
1#	CD/DAT3	Card detect/data I/O
2#	CMD	Command
3#	VSS1	Ground
4#	VDD	Power
5#	CLK	Clock
6#	VSS2	Ground
7#	DAT0	Data I/O
8#	DAT1	Data I/O
9#	DAT2	Data I/O

NOTES:

- MATERIAL**
 HOUSING:HIGH TEMPERATURE THERMOPLASTIC.
 CONTACT:COPPER ALLOY
 SHELL:COPPER ALLOY
- PLATING**
 CONTACT AREA:GOLD PLATED OVER NI
 SOLDER TAIL: 30u"MIN Sn PLATED OVER Ni
 SPEC SEE ORDERING INFORMATION

- RATING**
 CURRENT RATING:0.5A
 VOLTAGE RATING:250VRMS
 OPERATING TEMPERATURE:-25°C ~ 90°C
- SPECIFICATION**
 CONTACT RESISTANCE:40 Milliohms
 DIELECTRIC WITHSTANDING VOLTAGE:500VAC Megohms
 INSULATION RESISTANCE:100 Megohms
 INSERTION FORCE:40N MAX
 SEPARATION FORCE:2N MIN



版本REV.	更新标记REVISIONNOTE	日期DATE	未注公差 TOLERANCE		东莞市涪程电子科技有限公司 DONG GUAN FU CHENG ELECTRONIC TECHNOLOGY Co., LTD
			X. ±0.2	X.° ±1°	
			X.X ±0.15	X.X° ±0.5°	品名ARTICLE: SD标准型
			X.XX ±0.1	X.XX ±0.05°	
绘制DRAWN	周建晓		X.XXX ±0.05	X.XXX ±0.005°	图号MODEL:
设计DES'D	付泽		视图方法 PROJECTION		
审核CHK'D	彭继华				A4
批准APPV'D	张志敬				比例SCALE: