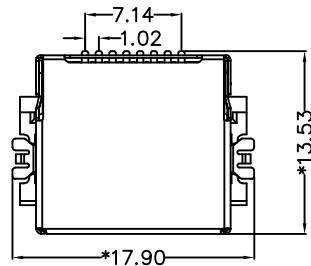
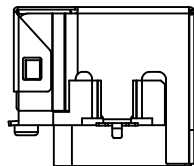


REACH & RoHS  
COMPLIANT

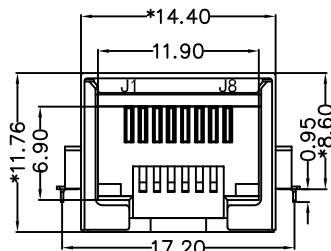
REV.	ECN / DESCRIPTION	BY	DATE
A0	NEW	MQ.QU	2017.11.1



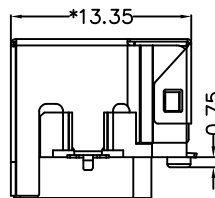
TOP VIEW



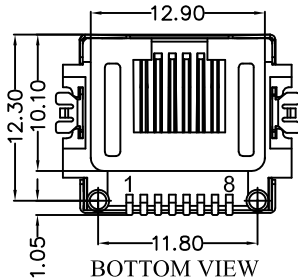
LEFT SIDE VIEW



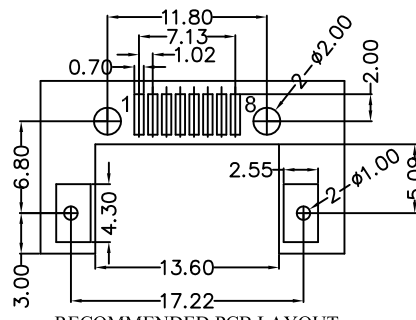
FRONT VIEW



RIGHT SIDE VIEW



BOTTOM VIEW



RECOMMENDED PCB LAYOUT  
VIEWED FROM COMPONENT SIDE

**MATERIAL:**

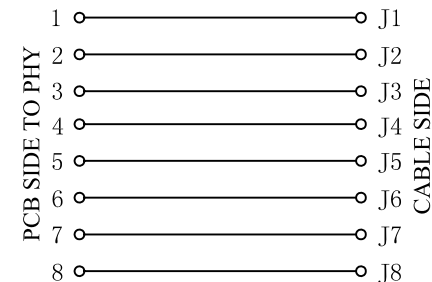
HOUSING: LCP,UL94V-0,BLACK.  
TERMINAL: PHOSPHOR BRONZE T=0.35MM,  
0.6U" GOLD PLATING ON CONTACT AREA.  
SHIELD: C2680,T=0.20MM,20 MIN NICKEL PLATING  
ON ALL AREA.

**MACHANICAL:**

DURABILITY: 750 CYCLES MIN,12.5MM/MINUTE.  
INSERTION FORCE: 2.2KG.F MAX.  
RETENTION STRENGTH : 7.7KG.F BETWEEN JACK AND PLUG.  
OPERATING TEMPERATURE: -40°C~+85°C.  
STORAGE TEMPERATURE: -40°C~+85°C.  
ALL CRITICAL DIMENSIONS WITH "\*"

**ELECTRICAL:**

VOLTAGE: 125 VOLTS AC.  
CURRENT RATING : 1.5AMP.  
DIELECTRIC STRENGTH: 1000 VAC RMS 50HZ OR 60HZ,1MIN.  
INSULATION RESISTANCE: 500 MEGA OHMS MIN. INITIAL  
AFTER 500V DC FOR 1 MINUTE.  
CONTACT RESISTANCE: SINGLE TERMINAL 30 MILLIOHMS MAX.  
INITIAL 50 MILLIOHMS MAX. AFTER  
DURABILITY TEST.



TITLE:	SIZE	UNITS	GENERAL TOLERANCES UNLESS SPECIFIED		APPROVED BY:
RJ45 沉板 8.60mm	A4	MM[INCH]			JP.Gong
PART NO.:	SACLE	REV	x±0.35	x°±3.0°	CHECKED BY:
FCRJ-82A86MNL	1:1	A0	.x±0.30	.x°±2.0°	TW.Xu
REMARK:	SHEET		.xx±0.25	.xx°±1.5°	DESIGND BY:
	1/1		.xxx±0.10	.xxx°±1.0°	MQ.Qu

东莞市涪程电子科技有限公司  
DONG GUAN FU CHENG ELECTRONIC TECHNOLOGY Co., LTD