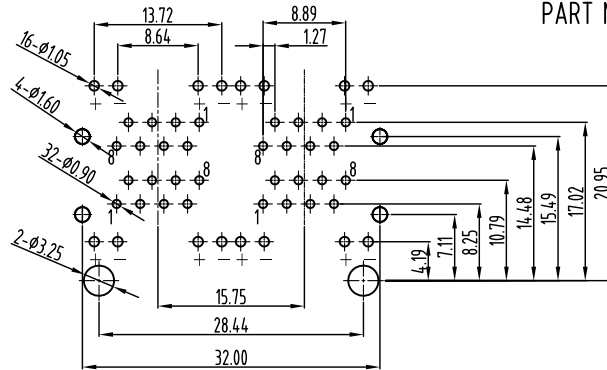
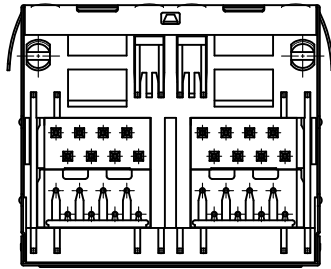
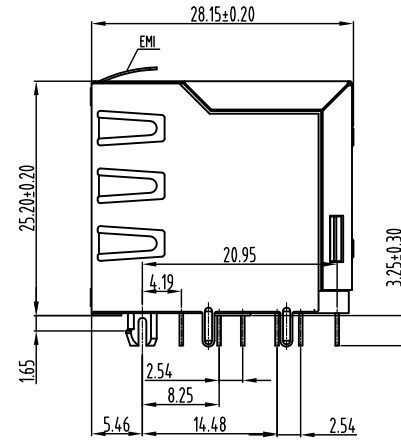
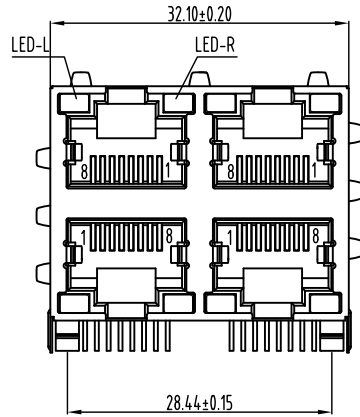


REVISION RECORD				
REV	ECO	DESCRIPTION	DFT	CHD



PCB LAYOUT/TOP VIEW

NOTES:

MATERIAL:

- | | |
|-------------------------------|--|
| 1.HOUSING | :GLASS FILLED POLYESTER UL94V-0 |
| 2.CONTACT (ROUND PIN Ø0.46mm) | :PHOSPHOR BRONZE WITH GOLD PLATING OVER NICKEL. |
| 3.SHIELD | :0.20mm THICKNESS COPPER ALLOY WITH NICKEL PLATED. |
| 4.LED | :OPTION |

ELECTRICAL:

- | | |
|-----------------------------------|-----------------------------------|
| 1.VOLTAGE RATING | :125V AC. |
| 2.CURRENT RATING | :1.5AMP. |
| 3.CONTACT RESISTANCE | :30 MILLIOHMS MAX. |
| 4.INSULATION RESISTANCE | :500 MEGOHMS MIN @ 500V DC. |
| 5.DIELECTRIC WITHSTANDING VOLTAGE | :1000V AC RMS 50Hz OR 60Hz. 1MIN. |

MECHANICAL:

- | | |
|----------------------|------------------------------|
| 1.INSETION FORCE | :2.2Kg MAX. |
| 2.RETENTION STRENGTH | :7.7Kg BETWEEN JACK AND PLUG |
| 3.DURABILITY | :750 CYCLES MINI. |

ENVIRONMENTAL:

- | | |
|-------------|----------------|
| 1.STORAGE | : -40℃~+85℃. |
| 2.OPERATION | : -40℃ TO 85℃. |

THE MARTS MODULAR PLUG CONFORMAING TO FCC PART68

PART NUMBER:

DETACHED LISTS	← MM (INCH) →	DEPTO JIANX	DATE 2011-06-02	东莞市涪程电子科技有限公司	
	TOLERANCES EXCEPT AS NOTED	CHKD	DATE		
	MM	MFO	DATE	TITLE	
	.0 ± 0.20	APPVL	DATE		
	.00 ± 0.15	MATERIAL :		RJ45 5J SERIES 2×2 LED JACK	
.000 ± 0.10	QT'Y :				
ANGLES ± 0.5°	FINISH :		DRAWING NO. FCRJ45-5JC88-220		
THIRD ANGLE PROJECTION	SCALE :				/PART NO.
DO NOT SCALE DRAWING			SHEET X OF Y	SIZE A4	